

---

Australian Informatics Olympiad  
Thursday 22 August, 2019

---

Information Booklet

Information for Teachers and Students

Contest Rules

Why Did I Score Zero?

Please read this booklet before  
the day of the contest

# Information for Teachers and Students

**Please read through this information carefully.** If you have any questions, you are encouraged to email the judges at [aioquery@amt.edu.au](mailto:aioquery@amt.edu.au). We will endeavour to answer any queries as soon as possible.

---

## What's new in 2019

Below is a summary of the major changes being made in AIO 2019. This should not be viewed as exhaustive, and teachers and students should still read through all information carefully, even if they have competed or run the AIO many times previously.

- There will be 6 problems, in both the Intermediate and Senior divisions. The contest will still run for 3 hours.
  - The rules regarding scoring have changed. We now take your best submission for each subtask, not for each problem. This means you can submit different solutions, each solving a different set of subtasks, and your score will be aggregated together. See *Scoring* below for details.
  - The versions of languages have been updated, and the compilers/interpreters used slightly changed. See *Judging* below, for details. The set of supported languages has not changed.
  - You may now access language documentation on a specified list of websites only.
  - You may ask the judges if you are having technical difficulties that are preventing you from solving the problems.
  - There have been some minor changes to the contest interface.
- 

## Contest System

The contest will be run through the contest system: <http://aio.edu.au/contest>

## Before the Contest

- Please ensure that students and teachers are familiar with the contest rules. Note that students may not see the actual contest problems until the beginning of the three-hour contest period.
- **Teachers will need to register their schools and students beforehand.** As there is a practice contest available, we recommend you register as soon as possible. You can register your school through the AIO registration site: <http://aio.edu.au/register>
  - During registration, we will ask for contact details for the supervising teacher. This will allow us to contact you if anything goes wrong.
  - We will also ask for an email address for each student. This will allow us to contact the student in the event that they perform very well and are invited to the AIOC School of Excellence in December.
  - Upon registering your school, you will receive a username and password for each student. Give these to each student so they can practise. This will allow students to submit their own solutions during the contest.

- Students will have the chance to attempt a practice contest run on the same system as the AIO.
  - The practice contest will be made available approximately a week before the AIO at the AIO practice site: <http://aio.edu.au/practice>, and will be available until the end of the contest.
  - Once they are registered through the AIO registration site, students will have the chance to practise using the contest system.
  - Sample problems and solution templates will be available for download through the system and solutions to these problems can be submitted for automatic marking and feedback. The practice contest problems will be different from the actual AIO problems.
  - Unlike the AIO, students will not be limited to a three-hour block to complete the practice contest. They are free to practise using the system up until the start of the AIO.
  - If students have any questions or queries regarding the practice contest or the contest system, they should send an email to [aioquery@amt.edu.au](mailto:aioquery@amt.edu.au).
  - Students will not receive any credit for participating and/or solving problems in the practice contest.

## Starting the Contest

- Teachers should give each student their contest paper (containing all problems), along with the student’s username and password from the AIO registration system.
- To start the contest, teachers should instruct students to log in to the contest system with their username and password and click the red Start button to start their contest timer. At this point they may advise students to open their contest papers and begin working.

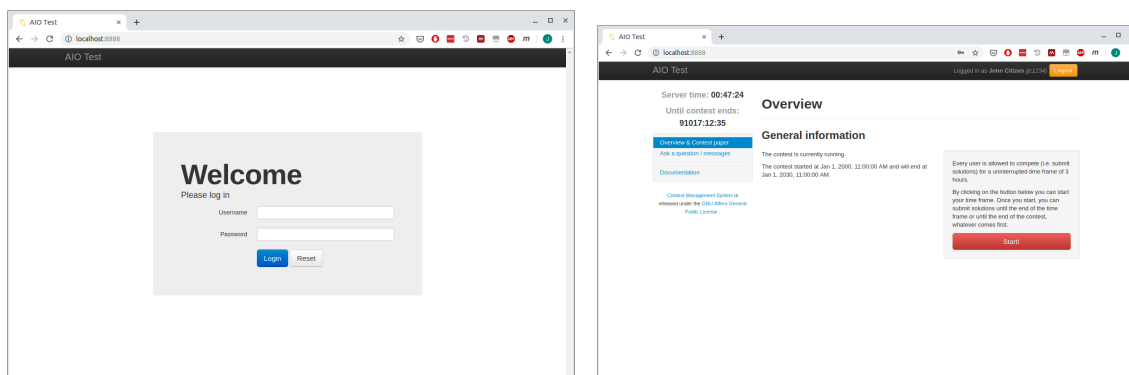


Figure 1: Login screen and start button.

## During the Contest

- Students will be able to download an electronic copy of the contest paper, containing the statements for **all problems** from the *Overview & Contest Paper* page.
- Students will be able to download solution templates and sample data files for each problem, from the respective *Templates & Downloads* pages.
- Students should submit their solutions through this system **during the three-hour contest period**.

- Once the contest system receives a submission, it will automatically judge it against the judges' input data (a set of **secret** test cases) and will award a score. Since this process may take some time, students are advised to **be patient and continue working**.

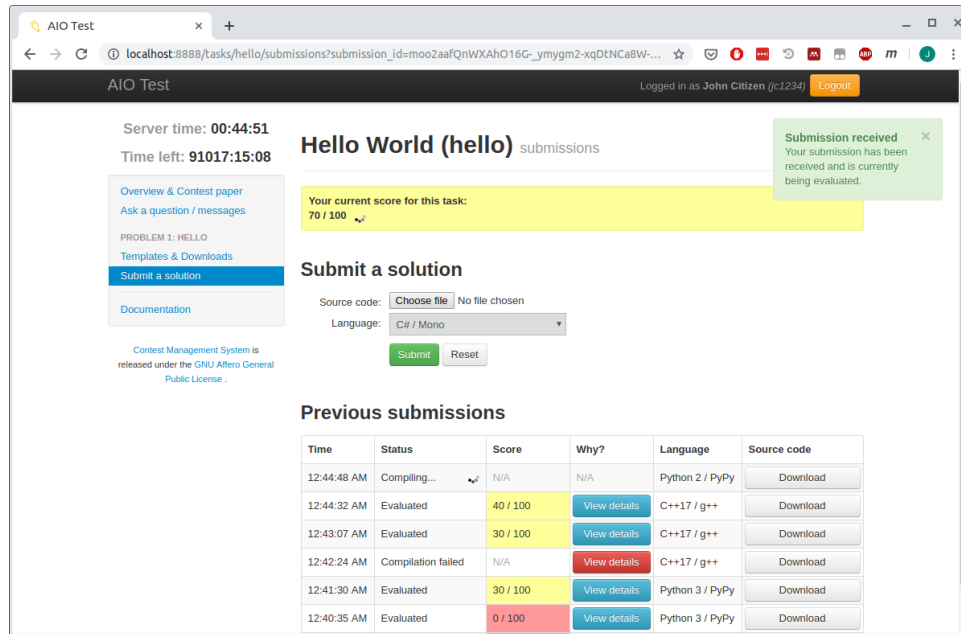


Figure 2: The *Submit a solution* page allows students to submit solutions to the corresponding problem by selecting a source code file and the language it was written in. It also displays the student's current score for each problem (yellow bar). See *Scoring* below for how final scores are determined.

- Students will be able to view the score of each of their submissions through the contest system. They can click the *View details* button to display the *Submission details* pop-up, breaking down the score for a submission. The pop-up also displays any output from the compiler (where applicable), **including warnings and/or compilation errors**. See Figure 3.
- Students may submit at most once per minute to each problem. For details on how scores are aggregated across multiple submissions, see the *Scoring* section below.
- **Students will be unable to make any submissions once the three hours are over!** Please encourage your students not to leave all their submissions until the last few minutes—otherwise they risk running out of time. Students are advised to submit each solution once it is written. (They may always resubmit a better solution later.)
- The solution for each problem should be the source code for a single computer program.
- When submitting solutions, students should submit the actual source code (such as *file.c*), not the compiled executable (such as *file.exe*). **Compiled executables will result in a 'Compilation failed' verdict, and will receive a score of zero.**
- If students have any queries regarding the contest problems, or are confused about any aspect of the contest, they should send a message to the judges using the *Ask a question/messages* page in the contest system. See Figure 4. All announcements and clarifications regarding the contest will be posted there.
  - The judges will answer questions about the contest system, e.g. 'The system will not accept any more of my submissions, what's wrong?'

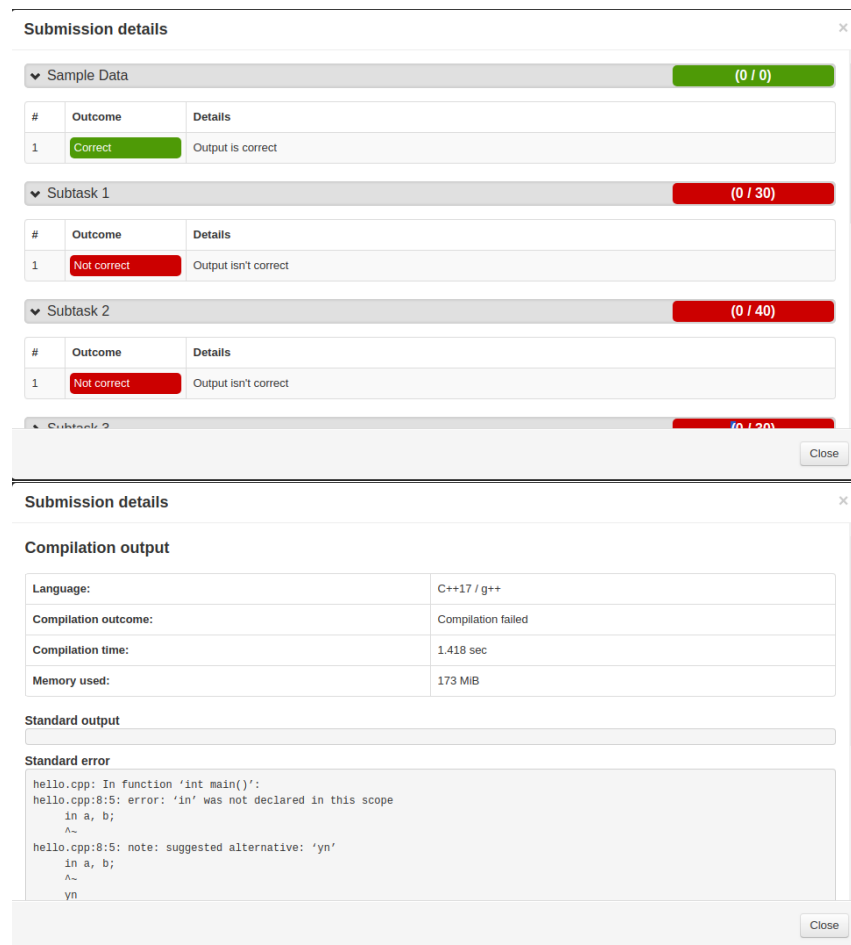


Figure 3: *Submission details* pop-up, showing the score breakdown and compiler output of a student's submission.

- The judges will also answer **Yes/No questions** about the problems where they deem a problem's statement to be ambiguous. In this case, they will respond with either 'Yes', 'No', 'Answered in Task Description', 'Invalid Question' or 'No comment'.
- The judges may, at their discretion, assist students whose technical issues or lack of technical understanding prevent them from attempting problems. The judges will not give hints towards how problems may be solved.
- The judges may, at their discretion, ignore questions that are considered unrelated or solely argumentative.

## After the Contest

- If students were unable to submit solutions for any reason, teachers should send one email per student to [aioquery@amt.edu.au](mailto:aioquery@amt.edu.au) at the end of the contest. Each email should state the reason why the student was unable to submit during the contest (e.g. network problems), the student's name and username and have the student's code for each problem attached. Any additional points gained from these submissions may be added to the student's score, at the judges' discretion. Please note that the results of these submissions will not be revealed until results are finalised. **Absolutely no submissions will be accepted after 11:59 pm on Friday 23 August 2019.**

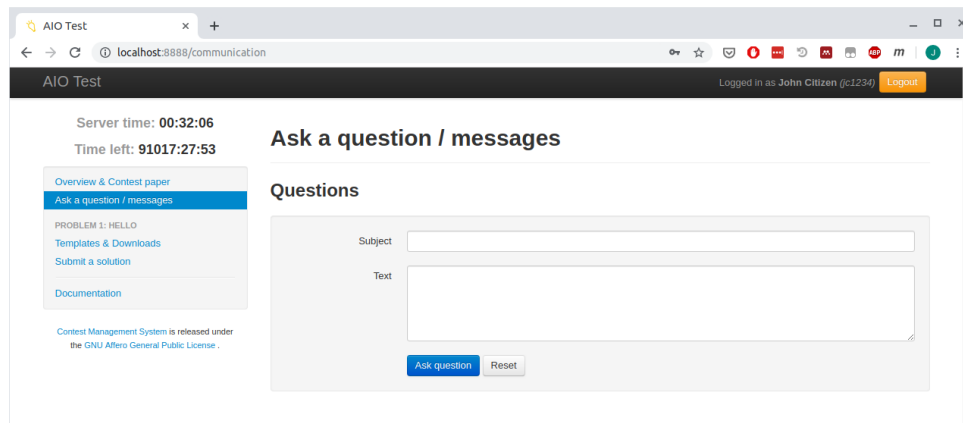


Figure 4: The *Ask a question/messages* page allows students to ask the judges questions.

- Students should refrain from discussing the problems in public forums/discussions, until Saturday 24 August 2019.
- Once results are finalised by the judges, students will be able to log back into the contest system to see their scores.

## Queries and Difficulties

- If you (the teacher) have any questions regarding the contest, please contact the judges by email at [aioquery@amt.edu.au](mailto:aioquery@amt.edu.au). Your query will be answered as soon as possible.
- For urgent problems on the day of the contest (such as not being able to log in or errors in the contest system), please contact either Mr Joshua Lau on 0466 964 264 or Mr Kevin Tran on 0421 386 818.

# Contest Rules

The contest rules are set by the AIOC Problems Committee. This committee alone is responsible for the interpretation of the rules and of the contest problems, and is fully responsible for clarifying or altering the rules or contest problems in unforeseen circumstances.

**Please read these rules well before the contest.** If you have any queries regarding the conduct of the contest, please email your query before the contest to [aioquery@amt.edu.au](mailto:aioquery@amt.edu.au). Your query will be answered as soon as possible.

---

## Eligibility

- All students currently enrolled in an Australian secondary school (or equivalent overseas institution) are eligible to enter the 2019 Australian Informatics Olympiad.

## Contest Duration and Start Time

- The contest will last for three hours, to be held in a single block. All students at the school must sit the contest at the same time.
- The contest must begin between 9 am and 5 pm inclusive, Australian Eastern Standard Time, on Thursday 22 August 2019. For instance, the contest may be held from 3 pm till 6 pm, but not from 5.30 pm till 8.30 pm.

## Contest Environment

- Each student should have access to one and only one computer.
- Students may, if desired, use the following resources:
  - C, C++, C#, Pascal or Java compilers, PHP or Python interpreters, debuggers and associated IDEs
  - the solution templates provided from the submission website
  - calculators and printers
  - any books or other written material, including printed source code
  - language documentation on the following websites:
    - \* C: <https://en.cppreference.com/w/c/language>
    - \* C++: <https://en.cppreference.com/w/>
    - \* C#: <https://docs.microsoft.com/en-us/dotnet/csharp/language-reference/>
    - \* Pascal: <https://www.freepascal.org/docs-html/ref/ref.html>
    - \* Java: <https://docs.oracle.com/en/java/javase/11/docs/api/index.html>
    - \* PHP: <https://www.php.net/manual/en/langref.php>
    - \* Python 2: <https://docs.python.org/2.7/>
    - \* Python 3: <https://docs.python.org/3/>
  - These will be linked to from the contest website, for ease of access.
  - the contest system <http://aio.edu.au/contest>, for submitting solutions, communicating with the judges or downloading electronic versions of contest material
  - other people for administrative matters (e.g. *How much time do I have left? Are we allowed to use calculators? Why is there smoke coming out of my monitor?*)

- Students may *not* use the following resources during the contest:
  - the internet, for any purpose other than accessing the contest system or language documentation, as described above—explicit permission must be obtained from judges to use the internet for any other purpose
  - other people for technical matters (e.g. *How do you program a for loop in Pascal? What does this paragraph in the problem mean? How many bytes does an integer take up?*) Students can send a message using the *Ask a question/messages* page in the contest system, or teachers can email the question to *aioquery@amt.edu.au*, if they have such issues.
- Students may not communicate with other contestants by any means, including online messaging or email.
- Students are forbidden from having electronic equipment other than their computer, and associated peripherals. This includes mobile phones, tablets, and smartwatches.

## Program Restrictions

- Students should write a computer program to solve each problem.
- Programs should read input only from the input file(s) specified in the problem statements, and should send output only to the output file(s) specified in the problem statements. The input and output files should be assumed to be in the current directory. **Any output to the screen will be ignored, and no input from the keyboard will be supplied.**
- The format of the input file will be specified in each problem statement.
- The desired format of the output file will also be specified in each problem statement. If you do not adhere to this output format, you may lose marks for your solution. The only exception to this will be that judges will ignore any spaces at the beginning and end of each output line, unless otherwise specified in the problem statement.
- Each solution should be a *single* source file, written in one of the following languages:
  - C11 (C language, 2011 standard)
  - C++17
  - C#
  - Pascal
  - Java 11
  - PHP
  - Python 2
  - Python 3
- Java solutions must be contained in a single class called `Solution` and must be run from the routine

```
public static void main(String[] args)
```

within this `Solution` class. If unsure, students should use the template solutions provided as a starting point for their solutions.



- Regarding the use of libraries or other external functions:
  - C and C++ programmers may only `#include` headers from the standard C and C++ libraries. In particular, C++ programmers are allowed to use the `string` class and container classes such as `vector`, `list` and `set`.
  - Pascal programmers may not import any units except for *Math*, *Strings* and/or *SysUtils*.
  - Java programmers may not use any classes aside from those in packages `java.lang`, `java.io` and `java.util`. Java programmers may not use dynamic loading of classes or any of the introspection features of the language. For instance, routines such as `Class.forName()` or classes such as `java.lang.ClassLoader` may not be used.
  - PHP programmers may not use any functions provided by extensions or external libraries.
- Programs must be single-threaded and single-process. For instance, C and C++ programmers may not call `fork()` or `system()`, and Java programmers may not use the class `java.lang.Thread` or call `Runtime.exec()`.
- Students may be disqualified if their programs:
  - attempt to read from or write to any files other than those specified in the problem statements
  - attempt to make network connections
  - contain any malicious code designed to harm or alter the judges' computer(s)
  - otherwise attempt to subvert the judging system.
- The source code for each solution must not exceed 100 000 bytes in size.

## Time and Memory Limits

- Each program must run within the time and memory limits specified in the problem statement. If, during judging, a program does not run within the time limit or uses more memory than permitted for a particular input file, it will receive a score of zero for that input file.
- Much of the judges' input data will be far more taxing than the sample input given in the problem statements, and may push your program over the time limit. In this way, efficient programs will be rewarded.
- Judging will be performed on a 64-bit Linux system with a clock speed no less than 2.0GHz, and all time limits refer to this judging machine.
- Programs written in Java, PHP or Python may run slower due to the overhead of the associated interpreters and/or virtual machines. The judges may at their discretion increase the time limits for these languages accordingly. *Contestants should note that this is not guaranteed, and that this will not give these languages an advantage.*
- The memory limit is on the overall memory usage including executable code size, stack, heap, etc.

## Judging

- Each problem contains a number of subtasks, worth a total of 100 points. These subtasks and their point values will be described in the problem. All problems are of equal value and all problems may be attempted.
- Programs will be compiled and run on the judges' machine(s) using the following software:
  - C: GNU C Compiler 7.4.0, with flags `-DEVAL -std=gnu11 -O2 -pipe -static -s -lm`
  - C++: GNU C Compiler 7.4.0, with flags `DEVAL -std=gnu++17 -O2 -pipe -static -s`
  - Mono C# Compiler 4.6.2, with flag `-optimize+`
  - Free Pascal Compiler 3.0.4, with flag `-dEVAL -O2 -XSs`
  - OpenJDK / Javac 11.0.4
  - PHP 7.2.19, with flag `-d memory_limit=-1`
  - PyPy 7.1.1 (Python 2.7.13)
  - PyPy 7.0.0 (Python 3.5.3)

Students should specify the language used for each submission using the drop-down box provided. Extra care should be taken when choosing which version of Python (2 or 3) is used.

## Scoring

- When judging a submitted program, each subtask is judged individually. For each subtask, several input scenarios will be presented to the program. The program successfully solves a subtask if it produces the correct output for all input scenarios.
- The final score for a problem will be the sum of the point values of subtasks that have been solved by *at least one submission*. This means students can write separate programs to solve different sets of subtasks, and their score will be automatically combined. The contest system will keep track of, and display to the student their current score for a problem, at any point in time.
- The score displayed for a submission will be the sum of the point values of successfully solved subtasks.
- Please note that the scores shown to students during the contest are provisional only and are subject to change. The judges reserve the right to re-judge any submission or re-examine any student for any reason before declaring official results.

## Why Did I Score Zero?

This document will be made available for download from the contest website.

Candidates sometimes score zero even though they believe that they have a working solution to a problem. They are advised to check the *Submission details* pop-up of each submission to see the reasons why their solution was not judged as correct. An explanation of the messages on that page can be found on the *Documentation* page. Below are some of the common reasons that good solutions score zero.

Note that examples of solutions that score 100% in the various AIO languages can be found on the website <http://aio.edu.au>.

### Incorrect Input and Output Files

Each problem statement lists the names of its input and output files, similar to the example below.

**Input File:** *zeroin.txt*  
**Output File:** *zeroout.txt*

In this example, if you try to open any of

- "a:\zeroin.txt"
- "c:\mydir\zeroin.txt"
- "input.txt"

then the file you are looking for will almost certainly *not* be on the judging machine and your program will score zero. Just open "zeroin.txt" without any additional directory information. The same goes for the output file.

### Keyboard and Mouse Input

Your program should not be interactive. It should not have a graphical user interface. It should simply read from the input file, write to the output file, and exit. If your program requires any input from the user, the judging software will not supply this input and you will exceed the time limit. Examples include:

- 'Please enter the following value...'
- 'Press any key to exit...'
- Providing a form on which the user has to click a button to start the program.

### Incorrect Output Format

Each problem is very precise about how the output file should be formatted. Your score is assigned by a judging program which tries to automatically extract your solution from your output file. Every problem statement includes sample input and output files, as a way of illustrating these formats. For a problem if, the sample output file contains the single line:

4

In this example, the following output files would almost certainly score zero:

- The answer is 4.
- "4"

## Compilation failed: Incorrect Java Class Name

When using Java, your code should be contained within a single class called `Solution`. If this is not the case, you are likely to receive a ‘Compilation failed’ verdict for your submission. Additionally, when you click on the *View details* button, you will see the compiler output a message similar to `No class named Solution`.

## Incorrect Problem/Language Selected

You must submit your solution to the correct problem. Double-check that the name of the problem matches your solution. Additionally, you must select the correct language from the drop-down box when submitting your solution. This is especially important if you are using **Python** as you must specify if your solution is written in Python 2 or Python 3.

## Incorrect Mode for Output File

You must only open the output file for writing, not writing and updating. In particular, in Python you must open the output file with mode `w` not `w+`. This is one of the reasons you will receive ‘Execution failed because the return code was nonzero’ as feedback. The best way to avoid this type of error is to use the solution templates.

## Subtasks

Points for submissions are awarded in *Subtasks*. Your solution must be judged as ‘Correct’ for **all** judges’ test cases within a subtask for you to obtain those points. If your program exceeds the time limit, produces an incorrect output or a runtime error on even a single case, you will score zero for that subtask.

## Recursion too deep in Python

When using Python, there is a limit on the depth of recursive calls, which defaults to 1000. If you are using recursion, you may wish to add the following lines to the start of your program, to increase this limit:

```
import sys
sys.setrecursionlimit(1000000000) # a large number
```

Note that if you recurse too deep (or infinitely deep), you may still consume time and memory exceeding the limits given in the problem statements before violating the increased limit. This will still result in your program crashing.

## Violating Contest Rules

Each year a few programs are submitted that violate the contest rules. Be sure to read the *Program Restrictions* section of the rules, which details specific restrictions for each programming language. If you are unsure about anything before or after the contest then please email [aioquery@amt.edu.au](mailto:aioquery@amt.edu.au) for clarification.